

EXOCERA

Your **Surface** /
Destination




2026
MASTER

ARTISTRY
AND RESILIENCE


EXOCENTERA



A BRAND DEDICATED TO AESTHETIC EXCELLENCE, AND RELIABILITY



Exocera is a boutique brand with an exclusive focus on bringing trendsetting products to the market. Our diverse collections cater to a variety of styles and preferences, providing tailored solutions for every need. Our mission is to inspire creativity and enhance everyday living, delivering elegance and strength in every tile.



BEYOND THE SURFACE

Exocera was born from a deep-rooted commitment to blending traditional aesthetic sensibilities with modern-day innovation. Our dedication to craftsmanship and passion for innovation are the driving forces behind our business, as we strive to transform spaces and shape experiences.

Our porcelain tiles, inspired by timeless classic natural materials, stand out with their unique blend of elegance and contemporary functionality. They not only elevate spaces with aesthetic allure but also bring a functional excellence with their superior durability.





THE PERFECT BLEND
OF BEAUTY AND
DURABILITY
THAT LASTS A
LIFETIME.

COLLECTIONS



LUXOR SCULPT

40x120 cm (16x48 inch)

Featuring innovative geometric carvings on the surfaces, these tiles redefine interiors with bold elegance and lasting resilience, adding sculptural beauty to any space.

MARBLE CRAFT

60x120 cm (24x48 inch)

Bringing the timeless elegance of natural marble with the unmatched functionality of porcelain, ideal for luxurious spaces that demand sophistication.






TESSERA

EMBLAZE

30x30 cm (12x12 Inch) Sheet Size
7.5x30 cm (3x12 Inch)

Intricate mosaic designs crafted to create striking focal points, elevating walls with detailed artistry and depth.



ENDURA

EARTH

60x120 cm (24x48 inch)

Offering earthy tones and rugged durability, perfect for high-traffic areas that call for subtle elegance with a grounded, natural look.

WOOD

CRAFT

20x120 cm (8x48 inch)

Timeless wooden allure carried over impeccably on to a highly durable porcelain tiles.

FINISHES THAT INSPIRE

Discover Exocera's exquisite finishes, designed to enhance your space with style and functionality. From luxurious glow to understated elegance, our finishes offer the perfect touch for any environment.



POLISHED FINISH

A radiant shine that reflects light beautifully, adding luxury and making it easy to clean in high-traffic areas.



MATTE FINISH

A soft, sophisticated look that minimizes glare, creating a warm and inviting atmosphere.



HIGH GLOSS FINISH


An ultra-smooth, mirror-like finish that elevates your design with unmatched sophistication.



MATTE CARVING FINISH

A textured matte finish that combines elegance and durability, adding dimension and interest to any style.

TECHNICAL FEATURES



Exocera latest generation porcelain tiles bring the functional excellence with a wide range of features that makes them durable, maintenance free and long lasting.



NEAR ZERO POROSITY

Waterproof and resistant to liquids, with an absorption level of <math><0.5\%</math>



SCRATCH RESISTANT

Durable surface makes it resistant to scratches and abrasion even for



HEAT RESISTANT

Neither does it burn in contact with the fire, nor does it emit any toxic substances when subjected to high temperatures in daily use.



UV RESISTANCE

Being 100% natural, its colors do not fade away when exposed to sunlight or other extreme weather conditions.



EASY TO CLEAN

Latest gen composition makes it easy to clean with a wide range of strong household cleaning products



FOOD SAFE

It does not release any harmful substances and is totally suitable for contact with food.

LUXOR
SCULPT

EXOCERA
PORCELANATO

Luxury Architectural
Surfaces with a rich
geometric carving

40x120 cm (16x48 inch)

PORCELAIN TILES

MATTE FINISH



Residential



Commercial building



Hotel, Cafe &
Restaurant



Hospital



Airport



School &
College



Gymnasium



Hall &
Corridor



Super Market
& Mall



Industry



Spa & Wellness
Centres



Religious
Place

COLLECTION





LUXOR
SCULPT

40x120 cm (16x48 inch)

MATTE

EXOCERA
PORCELANATO

AZURE EARTH


TLSMA5001

AZURE EARTH BAR

TLSMA5002



Faces- 8



APPLICATIONS
WALL & FLOOR

WATER RESISTANCE
++ 0.05%

FROST RESISTANCE
NO DAMAGE

MATERIAL
PORCELAIN



LUXOR
SCULPT

40x120 cm (16x48 inch)

MATTE

EXOCERA
PORCELANATO


TWILIGHT BOULEVARD

TLSMA5009



TWILIGHT BOULEVARD WAVES

TLSMA5010



APPLICATIONS
WALL & FLOOR

WATER RESISTANCE
++ 0.05%

FROST RESISTANCE
NO DAMAGE

MATERIAL
PORCELAIN




SAPPHIRE SANDS RUST



TLSMA5011

SAPPHIRE SANDS GEO




TLSMA5012



Faces - 6



Faces - 6





LUXOR
SCULPT

40x120 cm (16x48 inch)

MATTE


EXOCERA
PORCELANATO

CALACATTA DREAM

TLSMA5015

CALACATTA DREAM WAVES


TLSMA5016



Faces - 6



Faces - 6



APPLICATIONS
WALL & FLOOR

WATER RESISTANCE
++0.05%

FROST RESISTANCE
NO DAMAGE

MATERIAL
PORCELAIN



LUXOR
SCULPT

40x120 cm (16x48 inch)

MATTE

EXOCERA
PORCELANATO

CREAMY AMBER


TLSMA5005

CREAMY AMBER TRENDY


TLSMA5006



Faces - 8



Faces - 6



APPLICATIONS
WALL & FLOOR

WATER RESISTANCE
++ 0.05%

FROST RESISTANCE
NO DAMAGE

MATERIAL
PORCELAIN



LUXOR
SCULPT

40x120 cm (16x48 inch)

MATTE

EXOCERA
PORCELANATO

MARINE MOCHA

TLSMA5014

MARINE MOCHA RAILS

TLSMA5013



Faces - 8



Faces - 8




APPLICATIONS
WALL & FLOOR

WATER RESISTANCE
≤ 0.05%

FROST RESISTANCE
NO DAMAGE

MATERIAL
PORCELAIN



LUXOR
SCULPT

40x120 cm (16x48 inch)

MATTE

EXOCERA
PORCELANATO

MOONLIT SKY





TLSMA5007

MOONLIT SKY BAR

TLSMA5008

Faces - 8

Faces - 8



APPLICATIONS
WALL & FLOOR

WATER RESISTANCE
++0.05%

FROST RESISTANCE
NO DAMAGE

MATERIAL
PORCELAIN

THE SPA RELAX



LUXOR
SCULPT

40x120 cm (16x48 inch)

MATTE

EXOCERA
PORCELANATO



OCEANIC GRANITE

TLSMA5019

V - 1

OCEANIC GRANITE DECOR

TLSMA5020



Faces - 4



APPLICATIONS
WALL & FLOOR

WATER RESISTANCE
++ 0.05%

FROST RESISTANCE
NO DAMAGE

MATERIAL
PORCELAIN



LUXOR
SCULPT

40x120 cm (16x48 inch)

MATTE

EXOCERA
PORCELANATO

SAPPHIRE STATUARIO


TLSMA5017

SAPPHIRE STATUARIO RAILS


TLSMA5018



Faces - 4



Faces - 6



APPLICATIONS
WALL & FLOOR

WATER RESISTANCE
++0.05%

FROST RESISTANCE
NO DAMAGE

MATERIAL
PORCELAIN



LUXOR
SCULPT

40x120 cm (16x48 inch)

MATTE

EXOCERA
PORCELANATO

SAPPHIRE STONE

TLSMA5003


SAPPHIRE STONE TESLA

TLSMA5004

V-1



Faces - 4



APPLICATIONS
WALL & FLOOR

WATER RESISTANCE
++0.05%

FROST RESISTANCE
NO DAMAGE

MATERIAL
PORCELAIN



MARBLE

CRAFT

EXOCERA
PORCELANATO

Timeless elegance of marble in the most durable format

60x120 cm (24x48 inch)

PORCELAIN TILES

POLISHED FINISH
HIGH GLOSS FINISH
MATTE-CARVING FINISH



Residential



Commercial building



Hotel, Cafe & Restaurant



Hospital



Airport



School & College



Gymnasium



Hall & Corridor



Super Market & Mall



Industry



Spa & Wellness Centres



Religious Place

COLLECTION






RUSTIC BROWN

TEEMC8004



Faces- 5







RUSTIC GREY

TEEMC8030




Faces- 5






LAURENTIAN NOIR

TMCMC8044




Faces- 4







CLAUDIA GREY

TMCP08023




Faces- 6





LUMINOUS ONYX

TMCP08028



Faces- 3






COVIN GREY LIGHT

TMCP08031



Faces- 5





BEIGE LUXE

TMCP08032



Faces- 5







ARMANI BIANCO

TMCP08034




Faces- 5







FERRO GREY

TMCP08035



Faces- 5





TRENTO GREY

TMCP08036




Faces- 5





PLATINA BIANCO

TMCP08049



Faces- 5




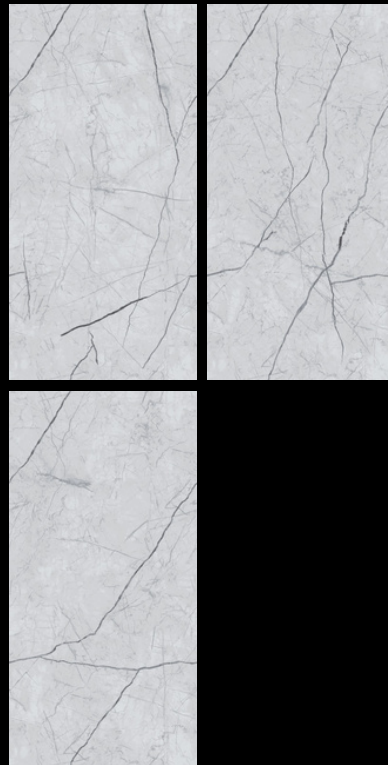


GLACIAL GREY

TMCP08038



Faces- 4






TORTORA PULPIS

TMCP08039




Faces- 3





DIVINO STATUARIO

TMCP08040



Faces- 5





BIANCO NUVOLA

TMCP08041



Faces- 5





MONTAGNA NEVATA

TMCP08042




Faces- 3







SILVORA NEVE

TMCSA8055



Faces- 3







MIDNIGHT MARQUINA

TMCHG8026



Faces- 4







LAURENTIAN BLACK

TMCHG8027



Faces- 5





ENDURA
EARTH

EXOCERA
PORCELANATO

Most durable surfaces with earthy tones and subtle textures

60X120 cm (24x48 inch)

PORCELAIN TILES

MATTE FINISH



Residential



Commercial building



Hotel, Cafe & Restaurant



Hospital



Airport



School & College



Gymnasium



Hall & Corridor



Super Market & Mall



Industry



Spa & Wellness Centres



Religious Place

COLLECTION





ENDURA
EARTH

60x120 cm (24x48 inch)

MATTE



EXOCERA
PORCELANATO

COASTAL SANDS

TEEMA8007



Faces- 4



 APPLICATIONS
WALL & FLOOR

 WATER RESISTANCE
≤ 0.05%

 FROST RESISTANCE
NO DAMAGE

 MATERIAL
PORCELAIN

TROPI COFFEE



ENDURA
EARTH

60x120 cm (24x48 inch)

MATTE

EXOCERA
PORCELANATO

CANYON CREAMA

TEEMA8008



Faces- 4



 APPLICATIONS
WALL & FLOOR

 WATER RESISTANCE
≤ 0.05%

 FROST RESISTANCE
NO DAMAGE

 MATERIAL
PORCELAIN



ENDURA
EARTH

60x120 cm (24x48 inch)

MATTE

EXOCERA
PORCELANATO

PLATINA BIANCO (M)

TMCMA8048



Faces- 5



 APPLICATIONS
WALL & FLOOR

 WATER RESISTANCE
≤ 0.05%

 FROST RESISTANCE
NO DAMAGE

 MATERIAL
PORCELAIN



ENDURA
EARTH

60x120 cm (24x48 inch)

MATTE


EXOCERA
PORCELANATO

LUNESIA BIANCO

TEEMA8050



Faces- 4



 APPLICATIONS
WALL & FLOOR

 WATER RESISTANCE
≤ 0.05%

 FROST RESISTANCE
NO DAMAGE

 MATERIAL
PORCELAIN



ENDURA
EARTH

60x120 cm (24x48 inch)

MATTE


EXOCERA
PORCELANATO

RIVANO BIANCO

TEEMA8051



Faces- 4



 APPLICATIONS
WALL & FLOOR

 WATER RESISTANCE
≤ 0.05%

 FROST RESISTANCE
NO DAMAGE

 MATERIAL
PORCELAIN



ENDURA
EARTH

60x120 cm (24x48 inch)

MATTE


EXOCERA
PORCELANATO

RIVANO BROWN

TEEMA8052



Faces- 4



 APPLICATIONS
WALL & FLOOR

 WATER RESISTANCE
≤ 0.05%

 FROST RESISTANCE
NO DAMAGE

 MATERIAL
PORCELAIN



ENDURA
EARTH

60x120 cm (24x48 inch)

MATTE



EXOCERA
PORCELANATO

LIMESTRA SOFTGREY

TEEMA8053



Faces- 7



 APPLICATIONS
WALL & FLOOR

 WATER RESISTANCE
≤ 0.05%

 FROST RESISTANCE
NO DAMAGE

 MATERIAL
PORCELAIN



ENDURA
EARTH


60x120 cm (24x48 inch)

MATTE



EXOCERA
PORCELANATO

NEVORA WHITE

TEEMA8054



Faces- 5



 APPLICATIONS
WALL & FLOOR

 WATER RESISTANCE
≤ 0.05%

 FROST RESISTANCE
NO DAMAGE

 MATERIAL
PORCELAIN



ENDURA
EARTH

60x120 cm (24x48 inch)

MATTE



EXOCERA
PORCELANATO

PULPINO BIANCO

TEEMA8046



Faces- 3



 **APPLICATIONS**
WALL & FLOOR

 **WATER RESISTANCE**
≤ 0.05%

 **FROST RESISTANCE**
NO DAMAGE

 **MATERIAL**
PORCELAIN



ENDURA
EARTH

60x120 cm (24x48 inch)

MATTE

EXOCERA
PORCELANATO

PULPINO CLOUD

TEEMA8047



Faces- 3



 **APPLICATIONS**
WALL & FLOOR

 **WATER RESISTANCE**
≤ 0.05%

 **FROST RESISTANCE**
NO DAMAGE

 **MATERIAL**
PORCELAIN



ENDURA
EARTH

60x120 cm (24x48 inch)

MATTE

EXOCERA
PORCELANATO

TRAVERTINO BEIGE

TEEMA8043



Faces- 3



 **APPLICATIONS**
WALL & FLOOR

 **WATER RESISTANCE**
≤ 0.05%

 **FROST RESISTANCE**
NO DAMAGE

 **MATERIAL**
PORCELAIN



ENDURA
EARTH

60x120 cm (24x48 inch)

PUNCH


EXOCERA
PORCELANATO

CANORA WHITE

TMCPU8057



Faces- 4



 **APPLICATIONS**
WALL & FLOOR

 **WATER RESISTANCE**
≤ 0.05%

 **FROST RESISTANCE**
NO DAMAGE

 **MATERIAL**
PORCELAIN



**WOOD
CRAFT**

EXOCERA
PORCELANATO

Wooden flooring
reimagined for a modern
living

20x120 cm (8x48 inch)

PORCELAIN TILES

MATTE FINISH



Residential



Commercial building



Hotel, Cafe &
Restaurant



Hospital



Airport



School &
College



Gymnasium



Hall &
Corridor



Super Market
& Mall



Industry



Spa & Wellness
Centres



Religious
Place

COLLECTION





ALDERWOOD BROWN

TWCMA1001

Faces- 5





WOOD
CRAFT

20x120 cm (8x48 inch)

MATTE

EXOCERA
PORCELANATO

FOREST WHISPER

TWCMA1002

Faces-9



 APPLICATIONS
WALL & FLOOR

 WATER RESISTANCE
≤ 0.05%

 FROST RESISTANCE
NO DAMAGE

 MATERIAL
PORCELAIN



TIMBER AURA

TWCMA1004

Faces- 5





WOOD
CRAFT

20x120 cm (8x48 inch)

MATTE

EXOCERA
PORCELANATO

RAINWOOD BROWN

TWCMA1005

Faces- 7



 APPLICATIONS
WALL & FLOOR

 WATER RESISTANCE
≤ 0.05%

 FROST RESISTANCE
NO DAMAGE


 MATERIAL
PORCELAIN



HERITAGE NATURAL

TWCMA1006

Faces- 7






VINTAGE OAK

TWCMA1007

Faces- 7





TOSCANA OAK

TWCMA1008

Faces - 13





DRIFT WOOD

TWCMA1009

Faces- 7






GREYSTONE WOOD

TWCMA1010

Faces- 7





FROSTED TIMBER

TWCMA1011

Faces- 6





TESSERA

EMBLAZE

EXOCERA
PORCELANATO

Intricate decor for the
statement surfaces

30x30 cm (12x12 inch)

7.5x30 cm (3x12 inch)

MOSAIC & SUBWAY TILES

POLISHED FINISH
MATTE FINISH



Residential



Commercial building



Hotel, Cafe & Restaurant



Hospital



Airport



School & College



Gymnasium



Hall & Corridor



Super Market & Mall



Industry




Spa & Wellness Centres



Religious Place

COLLECTION





TESSERA

EMBLAZE

7.5x30 cm (3x12 inch)

POLISHED

EXOCERA
PORCELANATO

SUB WAY WHITE

TTEPO2001



 APPLICATIONS
WALL

 WATER RESISTANCE
≤ 0.05%

 FROST RESISTANCE
NO DAMAGE

 MATERIAL
CERAMIC



TESSERA
EMBLAZE


7.5x30 cm (3x12 inch)

POLISHED

EXOCERA
PORCELANATO

SUBWAY TEAL GREEN

TTEPO2002




 APPLICATIONS
WALL

 WATER RESISTANCE
≤ 0.05%

 FROST RESISTANCE
NO DAMAGE

 MATERIAL
CERAMIC



TESSERA

EMBLAZE

7.5x30 cm (3x12 inch)

POLISHED

EXOCERA
PORCELANATO

SUBWAY PEWTER

TTEPO2003



 APPLICATIONS
WALL

 WATER RESISTANCE
≤ 0.05%

 FROST RESISTANCE
NO DAMAGE

 MATERIAL
CERAMIC



TESSERA

EMBLAZE


11.20x12.36 Inch (28.2x31.4 cm) sheet size
0.90x2.87 Inch (2.3x7.3 cm) chip size

POLISHED

EXOCERA
PORCELANATO

HERRINGBONE VR GREEN

TTEPO2004




 APPLICATIONS
WALL

 WATER RESISTANCE
≤ 0.05%

 FROST RESISTANCE
NO DAMAGE

 MATERIAL
PORCELAIN



TESSERA

EMBLAZE

11.20x12.36 Inch (28.2x31.4 cm) sheet size

0.90x2.87 Inch (2.3x7.3 cm) chip size

POLISHED

EXOCERA
PORCELANATO

HERRINGBONE WHITE

TTEPO2005




 APPLICATIONS
WALL

 WATER RESISTANCE
≤ 0.05%

 FROST RESISTANCE
NO DAMAGE

 MATERIAL
PORCELAIN



TESSERA

EMBLAZE

11.20x12.36 Inch (28.2x31.4 cm) sheet size

0.90x2.87 Inch (2.3x7.3 cm) chip size

POLISHED

EXOCERA
PORCELANATO

HERRINGBONE IVORY
TTEPO2006



 APPLICATIONS
WALL

 WATER RESISTANCE
≤ 0.05%

 FROST RESISTANCE
NO DAMAGE

 MATERIAL
PORCELAIN



TESSERA

EMBLAZE

11.22x11.81 Inch (28.5x30 cm) sheet size
0.47x3.66 Inch (1.2x9.3 cm) chip size

POLISHED

STACKBONE WHITE

TTEPO2007



EXOCERA
PORCELANATO

 APPLICATIONS
WALL

 WATER RESISTANCE
≤ 0.05%

 FROST RESISTANCE
NO DAMAGE

 MATERIAL
PORCELAIN



TESSERA


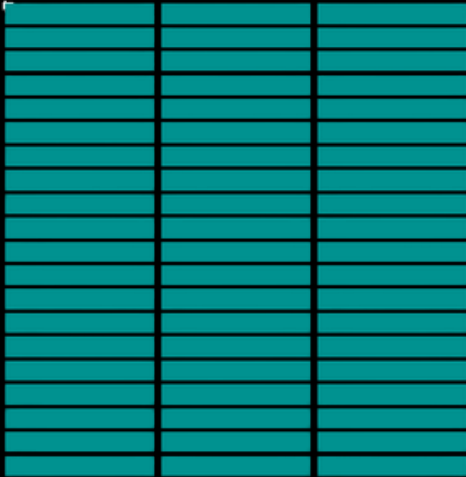
EMBLAZE

11.22x11.81 Inch (28.5x30 cm) sheet size
0.47x3.66 Inch (1.2x9.3 cm) chip size

POLISHED

EXOCERA
PORCELANATO

STACKBONE VR GREEN
TTEPO2008



 APPLICATIONS
WALL

 WATER RESISTANCE
≤ 0.05%

 FROST RESISTANCE
NO DAMAGE

 MATERIAL
PORCELAIN



TESSERA

EMBLAZE

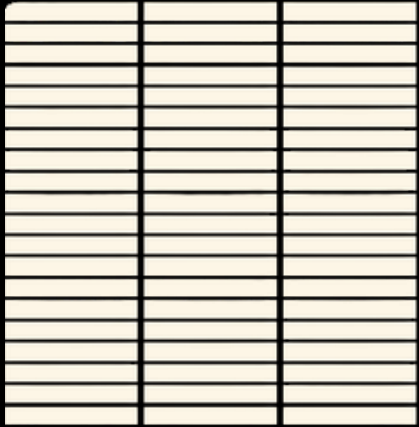
11.22x11.81 Inch (28.5x30 cm) sheet size
0.47x3.66 Inch (1.2x9.3 cm) chip size

POLISHED

EXOCERA
PORCELANATO

STACKBONE IVORY

TTEPO2009




 APPLICATIONS
WALL

 WATER RESISTANCE
≤ 0.05%

 FROST RESISTANCE
NO DAMAGE

 MATERIAL
PORCELAIN



TESSERA


EMBLAZE

10.90x12.68 Inch (27.7x32.2 cm) sheet size
2x2.32 Inch (5.1x5.9 cm) chip size

MATTE

EXOCERA
PORCELANATO

HEXAGON WHITE
TTEMA2010



 APPLICATIONS
WALL

 WATER RESISTANCE
≤ 0.05%

 FROST RESISTANCE
NO DAMAGE

 MATERIAL
PORCELAIN



TESSERA

EMBLAZE


10.90x12.68 Inch (27.7x32.2 cm) sheet size
2x2.32 Inch (5.1x5.9 cm) chip size

MATTE

EXOCERA
PORCELANATO

HEXAGON OAT MILL MATT

TTEMA2011



 APPLICATIONS
WALL

 WATER RESISTANCE
≤ 0.05%

 FROST RESISTANCE
NO DAMAGE

 MATERIAL
PORCELAIN



TESSERA

EMBLAZE


10.90x12.68 Inch (27.7x32.2 cm) sheet size
2x2.32 Inch (5.1x5.9 cm) chip size

POLISHED

EXOCERA
PORCELANATO

HEXAGON AQUA GREEN

TTEPO2012



 APPLICATIONS
WALL

 WATER RESISTANCE
≤ 0.05%

 FROST RESISTANCE
NO DAMAGE

 MATERIAL
PORCELAIN



TESSERA

EMBLAZE

10.24x10.43 Inch (26x26.5 cm) sheet size



1.65x2.95 Inch (4.2x7.5 cm) chip size

POLISHED

EXOCERA
PORCELANATO

LANTERN WHITE

TTEPO2013



 APPLICATIONS
WALL

 WATER RESISTANCE
≤ 0.05%

 FROST RESISTANCE
NO DAMAGE

 MATERIAL
PORCELAIN



TESSERA

EMBLAZE


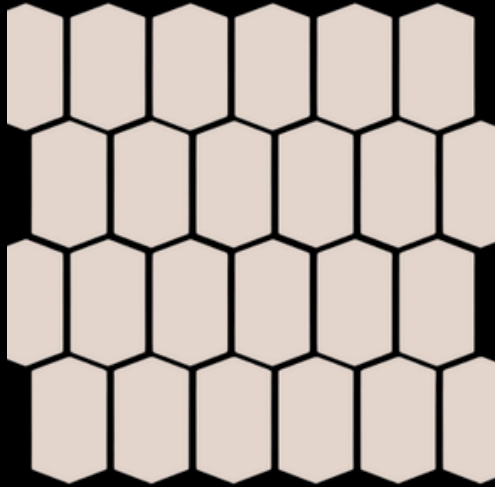
10.24x10.43 Inch (26x26.5 cm) sheet size
1.65x2.95 Inch (4.2x7.5 cm) chip size

POLISHED

EXOCERA
PORCELANATO

LANTERN COFFEE LIGHT

TTEPO2014



 APPLICATIONS
WALL

 WATER RESISTANCE
≤ 0.05%

 FROST RESISTANCE
NO DAMAGE

 MATERIAL
PORCELAIN



TESSERA

EMBLAZE



10.24x10.43 Inch (26x26.5 cm) sheet size
1.65x2.95 Inch (4.2x7.5 cm) chip size

POLISHED

EXOCERA
PORCELANATO

LANTERN VR GREEN

TTEPO2015



 APPLICATIONS
WALL

 WATER RESISTANCE
≤ 0.05%

 FROST RESISTANCE
NO DAMAGE

 MATERIAL
PORCELAIN



Technical Specification for Mosaic Tiles

CHARACTERISTICS	EURO STANDARD	OUR VALUE
DIAMOND AND SURFACE QUALITY		
DIAMOND AND SURFACE QUALITY	+/-0.5%	+/-0.2%
DEVIATION IN THICKNESS	+/- 0.6%	+/-0.2%
STRAIGHTNESS OF SIDES	+/-0.3%	+/-0.2%
SURFACE FLATNESS	Min 95	min 96
PHYSICAL PROPERTIES		
WATER ABSORPTION	< 0.5%	0.35%
BEND STRENGTH	> 150 kg/cm	> 200-250 kg/cm
SCRATCH HARDNESS (MOH'S)	MIN 3	MIN 3
CRAZING	1 CYCLE	NO CRAZING AT 2 CYCLE
CHEMICAL PROPERTIES		
STAINING RESISTANCE	MIN CLASS 2	RESISTANCE TO ALL ACID & ALKALIES
THERMAL PROPERTIES		
THERMAL SHOCK	RESISTANCE TO 10 CYCLES	CONFIRMS
THERMAL EXPANSION	MAX -9E	CONFIRMS

The information contained in this catalogue is accurate as possible , but can not be considered as legally binding. The Company reserves right to make any modification that become necessary due to production requirement. Weight, Colors and dimentions are subject to the inevitable Faces typical of the ceramic firing process. For Technical printing reasons, the colors shown may slight different from actual tile.

Technical Specification for SUB WAY Tiles

CHARACTERISTICS	EURO STANDARD	OUR VALUE
DIAMOND AND SURFACE QUALITY		
DIAMOND AND SURFACE QUALITY	+/-0.5%	+/-0.2%
DEVIATION IN THICKNESS	+/- 0.6%	+/-0.2%
STRAIGHTNESS OF SIDES	+/-0.3%	+/-0.2%
RECTANGULARITY	+0.5%	+0.3%
SURFACE FLATNESS	Min 95%	min 96%
PHYSICAL PROPERTIES		
WATER ABSORPTION	< >14-17%	14-17%
BEND STRENGTH	> 150 kg/cm	> 200-250 kg/cm
SCRATCH HARDNESS (MOH'S)	MIN 3	MIN 3
CRAZING	1 CYCLE	NO CRAZING AT 2 CYCLE
CHEMICAL PROPERTIES		
STAINING RESISTANCE	MIN CLASS 2	RESISTANCE TO ALL ACID & ALKALIES
THERMAL PROPERTIES		
THERMAL EXPANSION	MAX -9E	CONFIRMS

The information contained in this catalogue is accurate as possible , but can not be considered as legally binding. The Company reserves right to make any modification that become necessary due to production requirement. Weight, Colors and dimentions are subject to the inevitable Faces typical of the ceramic firing process. For Technical printing reasons, the colors shown may slight different from actual tile.

Technical Specification for MARBLE CRAFT & ENDURA EARTH (24X48 Inches)

TEST DESCRIPTION	STANDARD AS PER ISO-13006/EN177 GROUP B1B	MEAN VALUE
DEVIATION IN LENGTH & WIDTH	+/-0.6%	+/-0.3%
DEVIATION IN THICKNESS	+/-5.0%	+/-4.0%
STRAIGHTNESS IN SIDE	+/-0.5%	+/-0.1%
RECTANGULARITY	+/-0.5%	+/-0.1%
SURFACE FLATNESS	+/-0.5%	+/-0.2%
COLOR DIFFERENCE	UNALTERED	NO CHANGE
GLOSSINESS	AS PER MFG.	10-40 (AS PER SURFACE)
WATER ABSORPTION	<= 0.05%	<= 0.05%
IMPACT RESISTANCE	AS PER MFG.	MIN 0.55 PORCELAIN
MOH'S HARDNESS	AS PER MFG.	MIN.7
FROST RESISTANCE	NO DAMAGE	NO DAMAGE
THERMAL SHOCK RESISTANCE	NO DAMAGE	NO DAMAGE
MOISTURE EXPANSION	NIL	NIL
CHEMICAL RESISTANCE	NO DAMAGE	NO DAMAGE
STAIN RESISTANCE	RESISTANCE	RESISTANCE
CRAZING RESISTANCE	AS PER MFG.	2 CYCLE

The information contained in this catalogue is accurate as possible, but can not be considered as legally binding. The Company reserves right to make any modification that become necessary due to production requirement. Weight, Colors and dimensions are subject to the inevitable faces typical of the ceramic firing process. For technical printing reasons, the colors shown may slightly differ from actual tile.

Technical Specification for Luxor Sculpt (16 x 48 Inch)

TEST DESCRIPTION	STANDARD AS PER ISO-13006/EN177 GROUP B1B	VALUE
DEVIATION IN LENGTH & WIDTH	+/-0.6%	+/-0.3%
DEVIATION IN THICKNESS	+/-5.0%	+/-4.0%
STRAIGHTNESS IN SIDE	+/-0.5%	+/-0.1%
RECTANGULARITY	+/-0.5%	+/-0.1%
SURFACE FLATNESS	+/-0.5%	+/-0.2%
COLOR DIFFERENCE	UNALTERED	NO CHANGE
GLOSSINESS	AS PER MFG.	Min 90 %
WATER ABSORPTION	<= 0.05%	<= 0.05%
BREAKING STRENGTH	Min. 1300 N	Min. 1800 N
MODULUS OF RUPTURE	MIN. 35 N/mm2	MIN. 40 N/mm2
IMPACT RESISTANCE	AS PER MFG.	MIN 0.55
Resistance to surface abrasion (PEI RATING)	AS PER MFG.	Min. Class-4
FROST RESISTANCE	NO DAMAGE	NO DAMAGE
MOISTURE EXPANSION	NIL	NIL
CHEMICAL RESISTANCE	NO DAMAGE	NO DAMAGE
STAIN RESISTANCE	Min. Class 3	Class 5
SLIP RESISTANCE	AS PER MFG.	>0.40

The information contained in this catalogue is accurate as possible , but can not be considered as legally binding. The Company reserves right to make any modification that become necessary due to production requirement. Weight, Colors and dimentions are subject to the inevitable Faces typical of the ceramic firing process. For Technical printing reasons, the colors shown may slight different from actual tile.

Technical Specification for Wood Craft (8 x 48 Inch)

TEST DESCRIPTION	STANDARD AS PER ISO-10545	VALUE
DEVIATION IN LENGTH & WIDTH	+/-0.10%	Within criteria
DEVIATION IN THICKNESS	+/-5.0%	Within criteria
STRAIGHTNESS IN SIDE	+/-0.10%	Within criteria
RECTANGULARITY	+/-0.10%	Within criteria
SURFACE FLATNESS	+/-0.50%	Within criteria
WATER ABSORPTION	average <= 0.08%, individual 0.10% max	Within criteria
BREAKING STRENGTH	Min. 1300 N	Compliant
MODULUS OF RUPTURE	MIN. 35 N/mm ²	Compliant
IMPACT RESISTANCE	AS PER MFG.	Compliant
Resistance to surface abrasion (PEI RATING)	class 2 min	Compliant
FROST RESISTANCE	NO DAMAGE	Compliant
THERMAL SHOCK RESISTANCE	NO DAMAGE	Compliant
MOISTURE EXPANSION	0.02 max	Compliant
CHEMICAL RESISTANCE	NO DAMAGE	NO DAMAGE
STAIN RESISTANCE	Min. Class 3	Compliant

The information contained in this catalogue is accurate as possible , but can not be considered as legally binding. The Company reserves right to make any modification that become necessary due to production requirement. Weight, Colors and dimentions are subject to the inevitable Faces typical of the ceramic firing process. For Technical printing reasons, the colors shown may slight different from actual tile.



3204 E 5th Ave, Tampa, FL 33605

www.exocera.com
hello@exocera.com
+1 (813) 464-0838
+1-(813) 921-7173